



## OPTIONAL PREPARATION:

- ❖ Take part in a guided demo of the participant Experience: [Guided Guest Demo](#)

## JOINING A SHINDIG:

### Bandwidth & Accessibility:

- ❖ CLOSE OUT of all other browser tabs before entry. Additional tabs will negatively affect your bandwidth, and thus experience. This is the #1 cause of technical issues occurred. In all browsers, you can restore closed tabs once your meeting has ended.
- ❖ QUIT ZOOM, TEAMS, or VPNs which may be trying to compete for your camera, bandwidth, or both.
- ❖ UPON ENTRY, please make sure your camera and mic are enabled in your browser
  - If you have any trouble with your camera and mic please ensure they are enabled via the gear icon on the top right of your Shindig screen and via the padlock icon in the URL. Enable these and refresh your browser.

### Browser:

- ❖ Shindig supports Safari, Chrome, new Edge and Firefox.

### Mobile Application

- ❖ For Mobile Users, please use the Shindig app and not your mobile browser:  
[Android App](#) | [Apple/iOS App](#)
- ❖ When joining a private video chat from mobile or tablet, you'll see the people you're chatting with, and you'll hear (and can regulate) the volume of the speakers on stage.

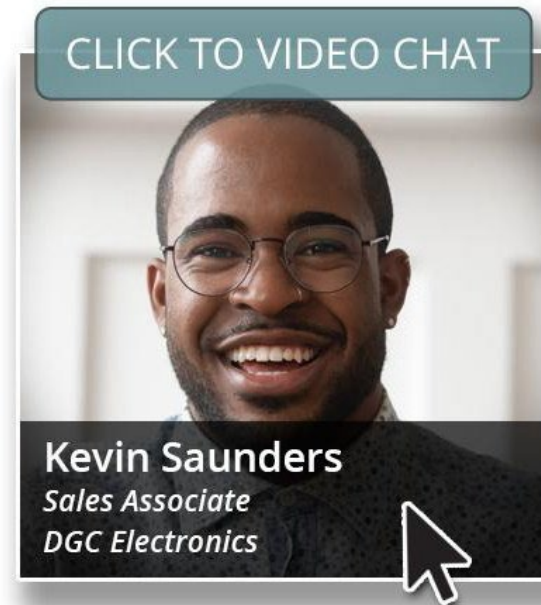
# Welcome!

## We'll be starting shortly.

**Feel free to socialize!**

**Simply click on someone to  
start a private video chat**

**Mobile Users: Tap**




# Note for first time users:

On Shindig your mic  is muted  unless:


you are on stage 

or in a private chat



# Your Toolbar

**Use the participant tab to see all event wide and search for anyone to video or text chat.**



**Raise your hand if you want the host's attention, or want to take the stage.**

**Turn your privacy lock **ON** if you wish to pre-screen video chat invitations.**

**Use text chat to message your room, or private 1:1 or group text chats.**

**Click to ask a question to speakers and moderators**

**Click to mute/unmute your mic. It will unmute automatically in video chat or onstage.**

# Q&A Starting shortly


Get your questions ready and your cameras on:

**DESKTOP USERS:** Click  to submit  
a written question.

Or raise your 

**MOBILE USERS:** Tap: 

# It's your chance to take the stage.



**Your  auto unmutes  
when you click Join Podium.**

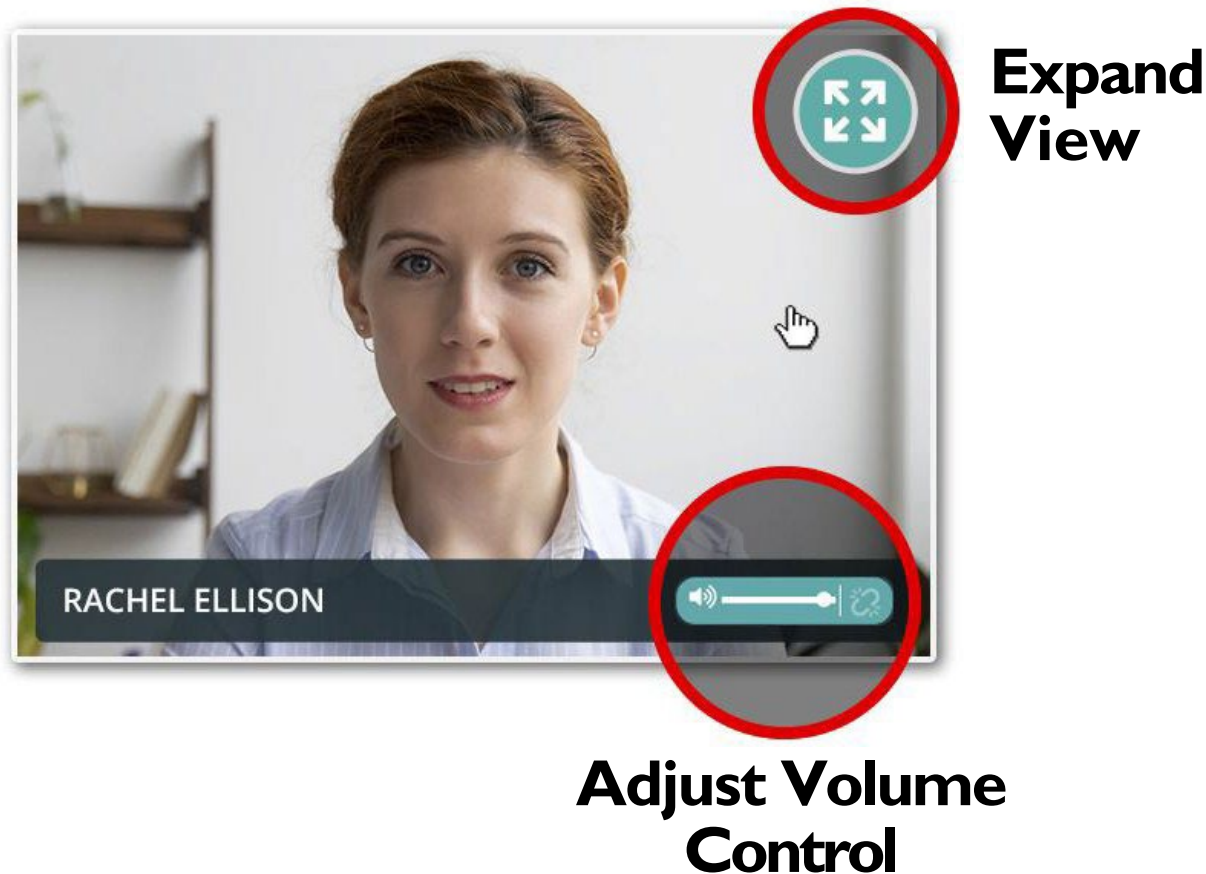
## **DESKTOP USERS:**

Click  if you'd like to come to stage and ask a question.

Click  to submit a written question.

**MOBILE USERS:** Tap: 

# Desktop Users: Rollover speakers on stage to bring up audio and view controls

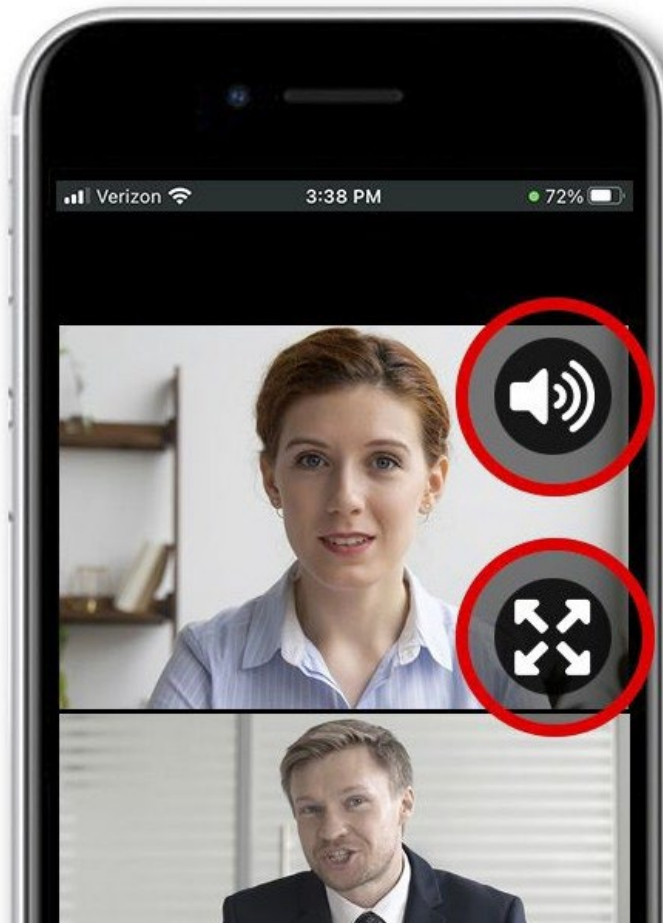




**Desktop Users: while in Full-Screen,  
choose view mode in lower right corner;  
enter Audience View in upper right corner**



# Mobile Users: Tap podium to view audio and sizing controls



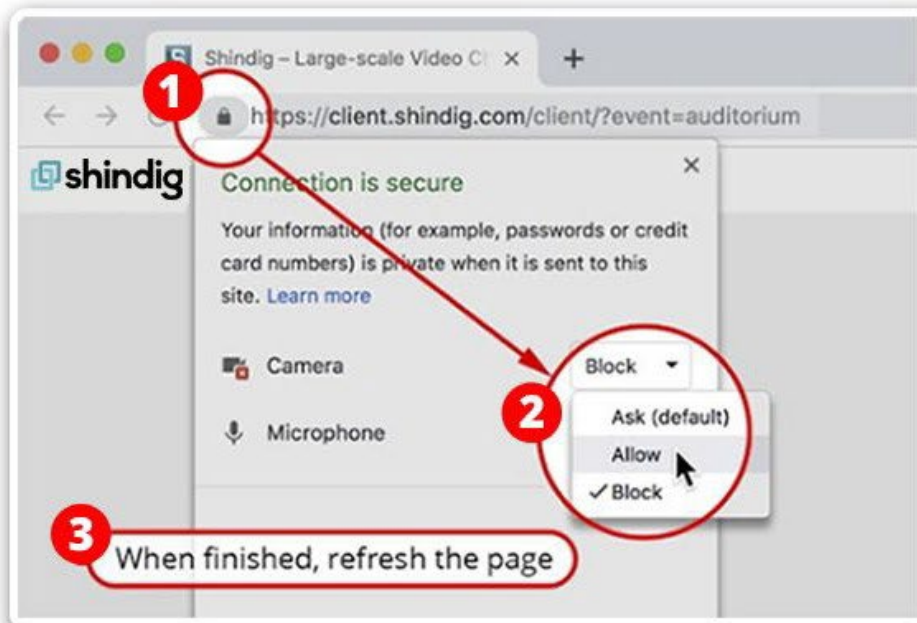
**Mute Speaker**

**Expand View**

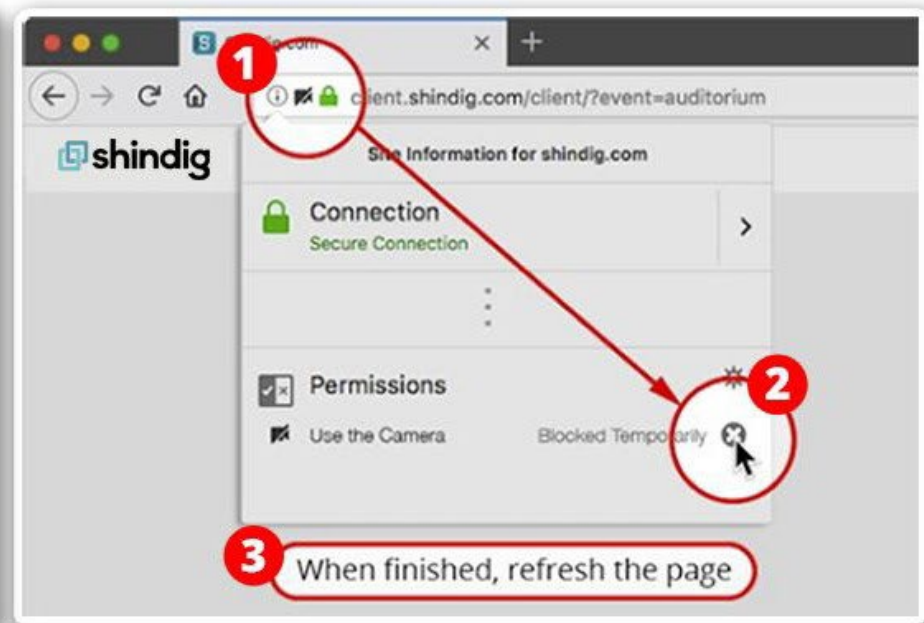
# Camera and Mic not working?

Check you “Allowed” them in your browser:

## Chrome:



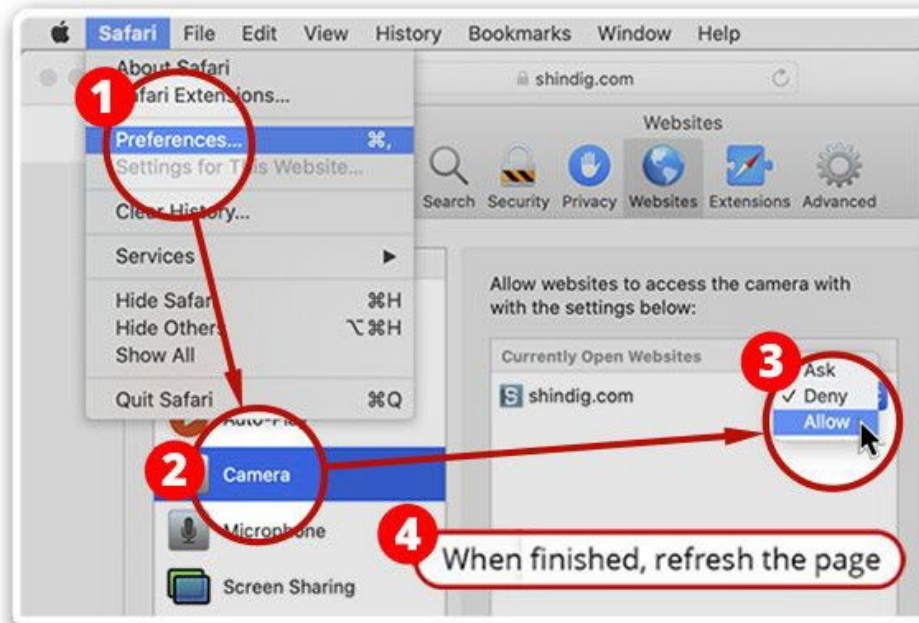
## Firefox:



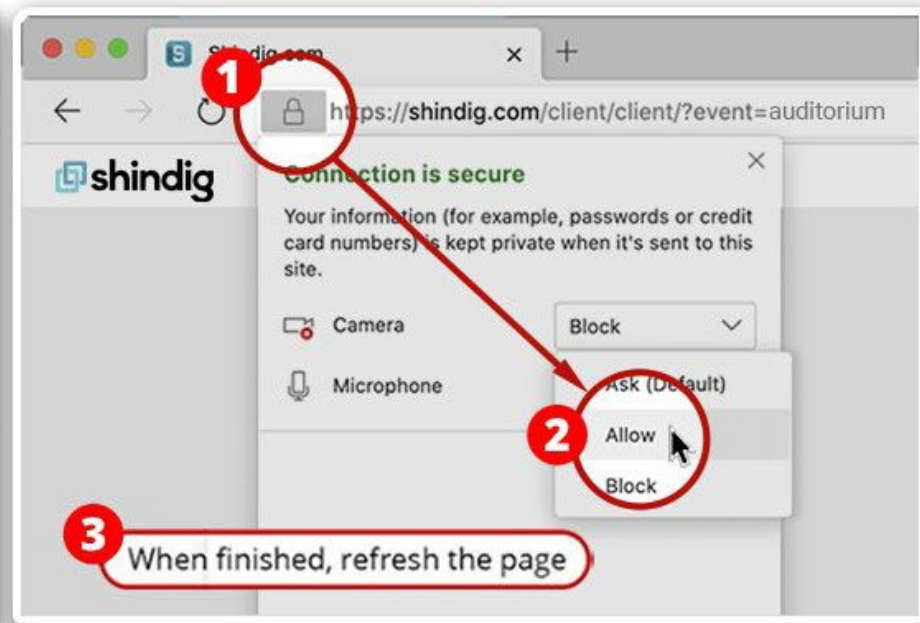
# Camera and Mic not working?

Check you “Allowed” them in your browser:

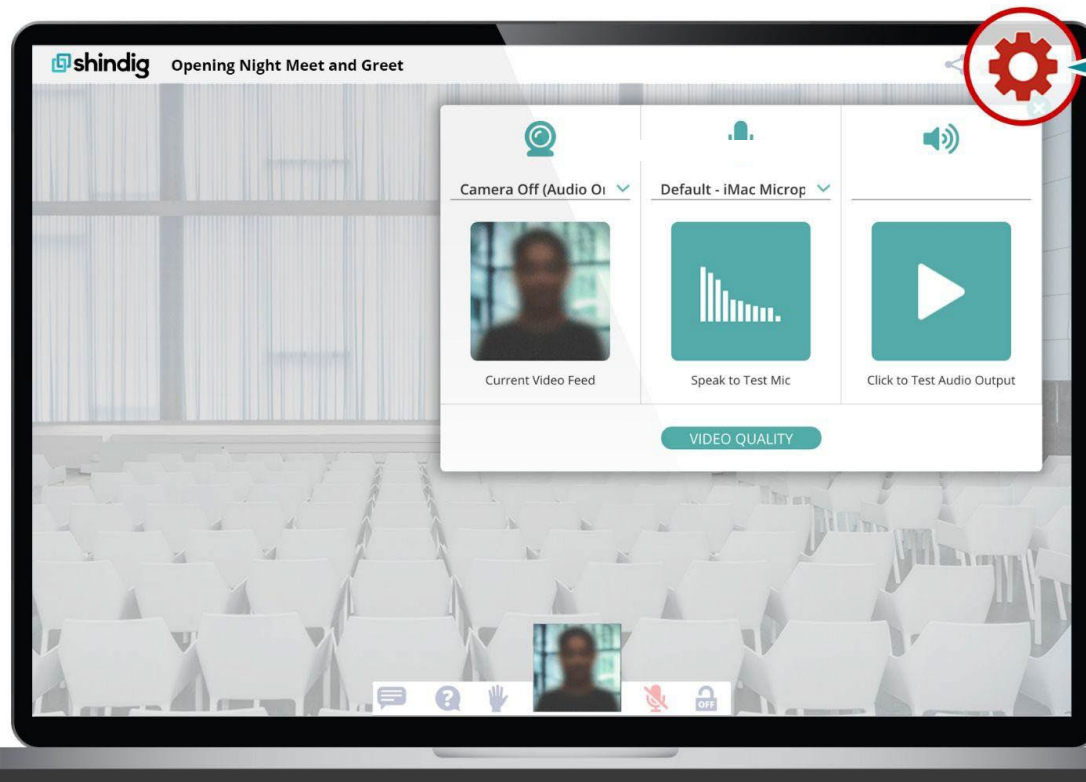
## Safari:



## Edge:



# Still not working?



**Click  and select desired devices.**

**Don't see your usual camera and mic?  
You may need to restart your browser.**

# Mac users on Chrome, Firefox or

**Go to the System Preferences/Security & Privacy tab:**

